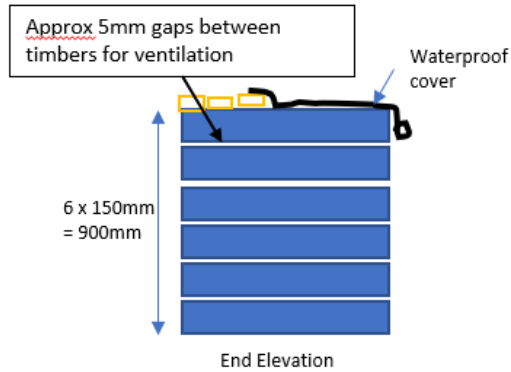
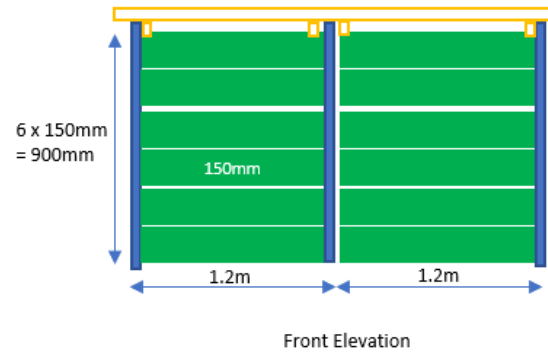
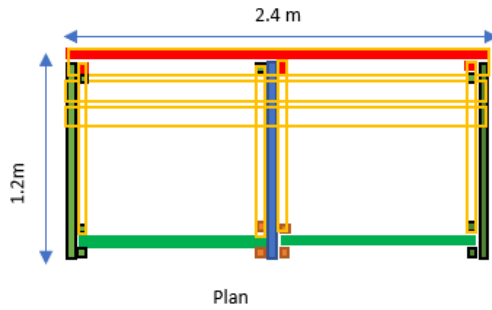


# Measurements to create your own compost stations



## Compost Bins - Timber list

Left end **2No** 3.6m 150 x 25mm  
 Middle wall **2No** ditto  
 Right wall **2 No.** ditto  
 Back wall **4No.** Ditto  
 Slats at front **4 No.** ditto  
 Partial roof **3 No** 2.4m long 150mm x 50mm. (or use 2 No. 3.6m lengths)  
 Battens: 14 No. 0.9m long , 4 No. 1.2m long, Total = **5 pieces** each 3.6m long 47 x 50mm

## Total for one pair of compost bins

**14 Nr** 3.6m lengths of 150 x 25mm treated timber  
**3 Nr.** 2.4m lengths of 150mm x 50mm.  
**5 Nr.** 3.6m lengths of 50 x 50mm battens  
 About 200 '5' gauge self tapping woodscrews approx. £6

All timber FSC certified, pressure treated for use in contact with ground.